

CORPORATE PARENTING COMMITTEE (FORMAL)	AGENDA ITEM No. 12
25 NOVEMBER 2020	PUBLIC REPORT

Report of:	Wendi Ogle-Welbourn Executive Director People and Communities	
Cabinet Member(s) responsible:	Lynne Ayres Cabinet Member for Children’s Services, Education, Skills and the University	
Contact Officer(s):	Myra O’Farrell Head of Service Corporate Parenting	Tel: 864391

**PERFORMANCE DATA FOR CHILDREN IN CARE AND CARE LEAVERS
SEPTEMBER 2020**

RECOMMENDATIONS	
FROM: Nicola Curley Assistant Director Children’s Services	Deadline date: N/A
<p>It is recommended that members of Corporate Parenting Committee:</p> <ol style="list-style-type: none"> 1. Note the content of the report, and 2. Raise any questions with the lead officer 	

1. ORIGIN OF REPORT

1.1 This report is submitted to Corporate Parenting Committee to each formal and formal committee as part of the standing work programme item in relation to performance.

2. PURPOSE AND REASON FOR REPORT

2.1 The purpose of this report is to update the Corporate Parenting Committee in respect of the numbers of children and young people being looked after by the Council as of 30 September 2020 by providing a breakdown of the types of placements in which they are living. The report also provides information about the age, gender and ethnicity of those children and young people.

2.2 This report is for Corporate Parenting Committee to consider under its Terms of Reference No. 2.4.4.6 To monitor the quality of care delivered by the City Council and review the performance of outcomes for children and young people in care.

2.5 This reports to the Children in Care Pledge by focussing on the placements for children in care and care leavers.

3. TIMESCALES

Is this a Major Policy Item/Statutory Plan?	NO	If yes, date for Cabinet meeting	
---	-----------	----------------------------------	--

4. BACKGROUND AND KEY ISSUES

- 4.1 As of 30 September 2020 there were 396 in the care of the local authority; of these:
- 4.2 146 children were placed with foster carers who work for Peterborough City Council (in house).
- 4.3 132 children were in foster care and placed with independent fostering agencies (IFA'S) outside of the city boundaries. The agency works with the Local Authority on a contractual basis to provide foster placements.
- 4.4 23 post 16 years olds were living on their own (independent living) but still classed as CLA with an allocated Social Worker. Independent living assists the young person with the transition to leaving care. These young people are supported by our Leaving Care Service.
- 4.5 33 children were placed with family or friends' carers (connected person). These carers are formally assessed in the same way that our other in house carers are assessed and are presented to the Fostering Panel for approval in the way. They are paid the same level of allowances as other in house foster carers.
- 4.6 3 children were living with their parents but are still considered 'looked after' because they are subject to a full care order so the Council still shares parental responsibility with the birth parent. Placements with parents are often made pending a plan for reunification with the parent and in some cases will result in an application for care orders to be revoked.
- 4.7 3 children were placed for adoption.
- 4.8 52 children and young people (without disabilities) were placed in residential educational care that provides intensive support in a residential setting. These placements are most usually made when it is clear that foster care is not sufficient to meet the child or young person's needs. Residential care is nearly always accessed by adolescents and only rarely used for younger children in very special circumstances.
- 4.9 There were 4 children (with disabilities) placed in specialist residential care.

5. CONSULTATION

- 5.1 N/A

6. ANTICIPATED OUTCOMES OR IMPACT

- 6.1 This is an accurate report of the current accommodation placements for children in care and care leavers.

7. REASON FOR THE RECOMMENDATION

- 7.1 The data included in this report is from the monthly performance report which includes live data.

8. ALTERNATIVE OPTIONS CONSIDERED

- 8.1 N/A

9. IMPLICATIONS

Financial Implications

- 9.1 *Summarise here any financial implications related to this item and seek input from finance service.*
 - 9.1.1

Legal Implications

9.2 Summarise here any legal implications related to this item and seek input from legal service.

Equalities Implications

9.3 The current recruitment campaign for foster carers is focussed on increasing placements for specific groups linked to ethnicity, gender and age of the current cohort of children in care.

9.4 Carbon Emissions Implications

This has been considered and is carbon neutral/

9.5 Children in Care Implications

This report relates to all children in care.

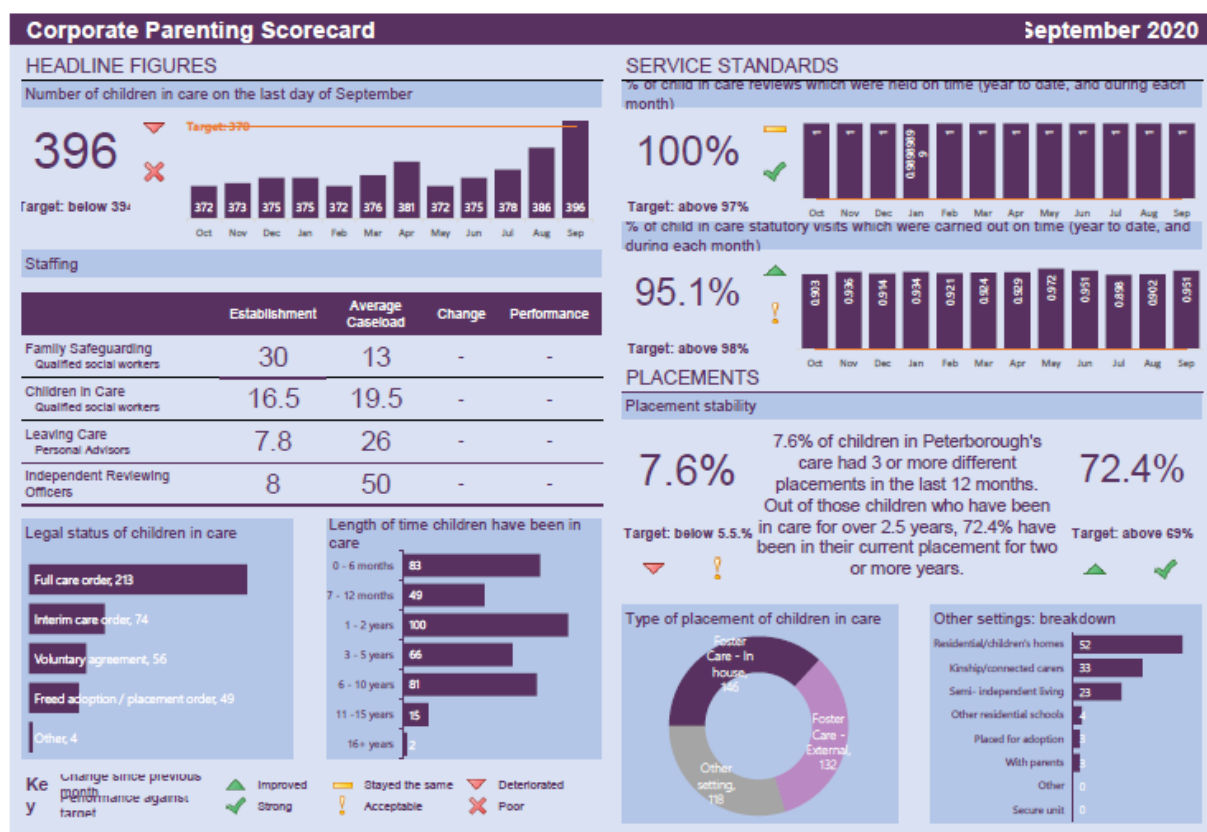
10. BACKGROUND DOCUMENTS

Used to prepare this report, in accordance with the Local Government (Access to Information) Act 1985

10.1 Monthly Performance Report

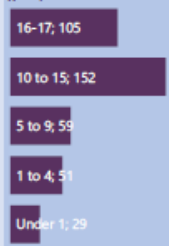
11. APPENDICES

11.1 Appendix 1 – Scorecard September 2020



EDUCATION

Children in care by age group



% of school-aged children in care who have a PEP in place

100.0%

Target: above 98%

A Personal Education Plan (PEP) was in place for 215 out of 215 school-aged children who were in care for at least a month by the end of September.

80.0%

80.0% of Peterborough's children in care are taught in good or outstanding schools.

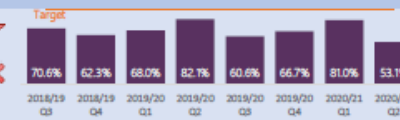
% of school-aged children in care in good or outstanding schools

HEALTH - SERVICE STANDARDS

Children in care whose initial health assessment was completed on time (Year to date and by quarter)

64.2%

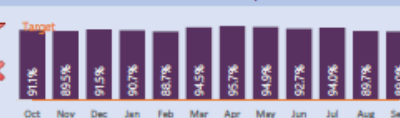
Target: above 95%



Children in care whose annual health assessment was completed on time

89.0%

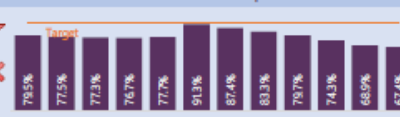
Target: above 93%



Children in care whose annual dental examination was completed on time

67.4%

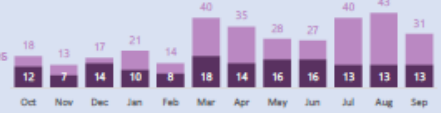
Target: above 93%



Children in care who go missing (with number of episodes)

11 20

Children Episodes

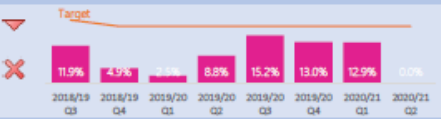


ADOPTION

% of children leaving care who are adopted (Year to date and by quarter)

9.5%

Target: above 18%



Timeliness of adoption process

Time to placement

519

Target: below 426

For children adopted during the past 12 months, an average of 519 days passed between the child entering care and them moving into their adoptive placement. An average of 177.285714285714 days passed between their placement order being granted and approval of a match with their adopters.

Time to match

177

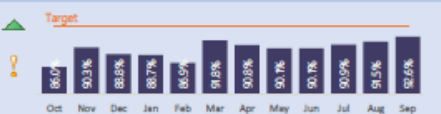
Target: below 120

CARE LEAVERS

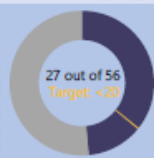
Care Leavers who have a pathway plan in place

92.6%

Target: above 95%



19 to 21 year old care leavers who are not in employment, education or training



19 to 21 year old care leavers who live in unsuitable accommodation

